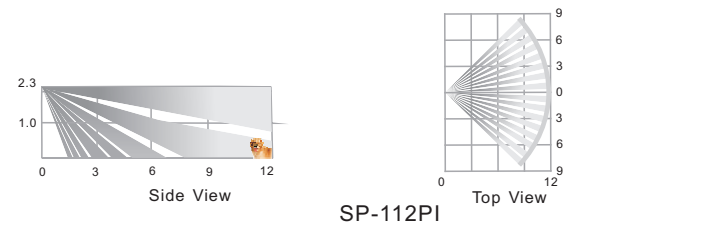
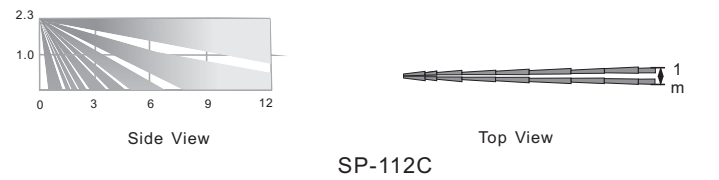
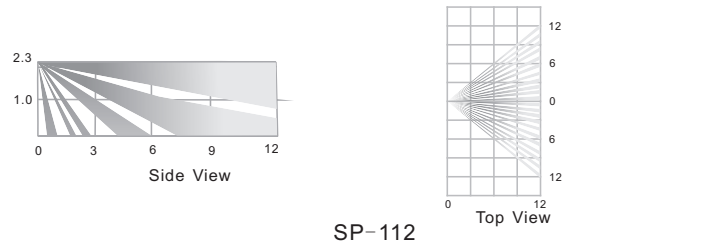


SP-112/SP-112C/SP-112PI

Indoor passive infrared motion detectors



Optical View Pattern



Product Features

- **PYROFLEX™**** infrared detector and advanced **HighBar™** intruder detection work together to provide consistent detection sensitivity throughout the monitored area, over the full range of intruder motion speeds
- **EvenEye™** pet design, lens design and the use of micro-components, alarm thresholds the same technique (For SP-112PI)
- **SureTrac™**** curtain in detection range is always the same width, 90° vertical coverage throughout the detection area (For SP-112C)
- Look-down detection directly below the sensor to catch wall-creeping intruders
- World-class immunity to RF interference
- Sensitive tamper detection switch
- Tightly-mated bug guard to protect the sensor optics from insects, spiders and dust
- Selectable processing sensitivity for different environmental requirements
- Three-Stage White Light Protection

Accessories



MB-100: Rotating wall mount bracket

Specifications

Detection Range	sensor-facing direction 12m;45 the direction of 17 m					
Pet Immunity	10KG(For SP-112PI)					
Power Supply	Voltage		Current			
	8 – 16V DC		18 mA at 12V DC			
Alarm Relay	Reed type; 50 mA, 30V DC					
Tamper Switch	Form A (NC) 50 mA @ 30V DC					
RF Immunity	20V/m10-1000MHZ;10V/m1000-2000MHZ					
Sensitivity	2-event/1.5 C or 3-event/2.0 C					
Temperature	Range at -10 C to +55 C					
Qualifications	EN50131-2-4 Grade-2					
Housing	High-impact ABS					
Dimensions	94 x 50 x 42 mm (H x W x D)					
Optical fields-of-view	Model	Long Range	Mid Range	Short Range	Look-down	
		SP-112	44	12	6	4
		SP-112C	4	4	8	2
		SP-112PI	44	36	18	NO