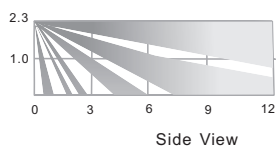


SP-012/SP-012C/SP-012PI

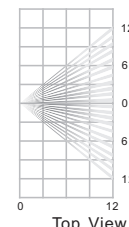
Indoor infrared motion detectors



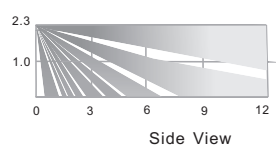
Optical View Pattern



SP-012



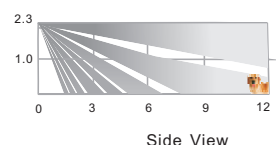
Top View



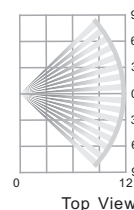
SP-012C



Top View



SP-012PI



Top View

Product Features

- **Digine™** detector amplifier and advanced **HighBar™** intruder detection work together to provide consistent detection sensitivity throughout the monitored area, over the full range of intruder motion speeds.
- **EvenEye™** pet design, lens design and the use of micro-components, alarm thresholds the same technique (For SP-012PI)
- **SureTrac™** ** curtain in detection range is always the same width, 90° vertical coverage throughout the detection area (For SP-012C)
- Look-down detection directly below the sensor to catch wall-crawling intruders (In addition to PI version)
- World-class immunity to RF interference
- Sensitive tamper detection switch
- Tightly-mated bug guard to protect the sensor optics from insects, spiders and dust
- Selectable processing sensitivity for different environmental requirements
- Three-Stage White Light Protection

Accessories



MB-100: Rotating wall mount bracket

Specifications

Detection Range	sensor-facing direction 12m			
Pet Immunity	10KG(For SP-012PI)			
Power Supply	Voltage		Current	
	8 – 16V DC		18 mA at 12V DC	
Alarm Relay	Reed type; 50 mA, 30V DC			
Tamper Switch	Form A (NC) 50 mA @ 30V DC			
RF Immunity	20V/m10-1000MHZ;10V/m1000-2000MHZ			
Sensitivity	2-event/1.5 C or 3-event/2.0 C			
Temperature	Range at -10 C to +55 C			
Qualifications	EN50131-2-4 Grade-2			
Housing	High-impact ABS			
White light immunity	6500lux			
Dimensions	94 x 50 x 42 mm (H x W x D)			
Optical fields-of-view Model	Long Range	Mid Range	Short Range	Look-down
SP-012	44	12	6	4
SP-012C	4	4	8	2
SP-012PI	44	36	18	N0